



Designed to assist
MADE IN THE UK



Tell us what you think

Your feedback is very important to us, so please take a moment and comment on our product and service.

Customer Services

01482 820333
Monday to Friday 8.30am-5.00pm

Fast delivery on all UK orders

We deliver our products quickly and efficiently through courier or our specialist delivery team.

Orchid product range

Designed to assist disabled people and carers in their everyday needs.



ORCHID SHOWER CRADLE

www.orchid-medicare.co.uk



Head Office:
Copenhagen Road,
Sutton Fields Industrial Estate,
Kingston Upon Hull,
East Yorkshire, HU7 0XQ.
E - sales@orchid-medicare.co.uk
T - 01482 820333
F - 01482 824617

www.orchid-medicare.co.uk



Orchid Shower Cradle is designed to offer a reclined sitting position allowing use in a level access shower area or where limited space is available while ensuring that the client is comfortable and secure.

Features of this range include a quick release zipped mesh for ease of laundry or replacement.

The top of the mesh can be released by undoing the Velcro straps at the rear to allow optimum access for hair washing.

The sides of the mesh along the frame are padded to maximize comfort.

OPTIONAL ACCESSORIES



■ Washing Apertures



■ Velcro Rolls / Support Rolls



■ Head Rest



■ Detachable Side Panels


ORCHID SHOWER CRADLE

Designed to assist

■ Detachable side panels provide additional security for the client.





■ A quick release mesh for ease of laundry or replacement.




■ Powder coated tubular stainless steel frame.

■ The top of the mesh can be released by undoing the velcro straps at the rear to allow optimum access for hair washing.



■ Adjustable safety belt.



■ Aperture available in small, medium and large



■ Heavy duty castor with easy to use brake, made from high grade materials.

Designed to assist disabled people and carers in their everyday needs



TECHNICAL DATA

No specialist cleaning required due to our BacAway anti-bacterial powder coating, just use a proprietary cleaning solution.

Maximum Overall Length - 1225mm

Overall Width - 618mm

Overall Height - 1215mm

Small Cradle Weight - 11kg

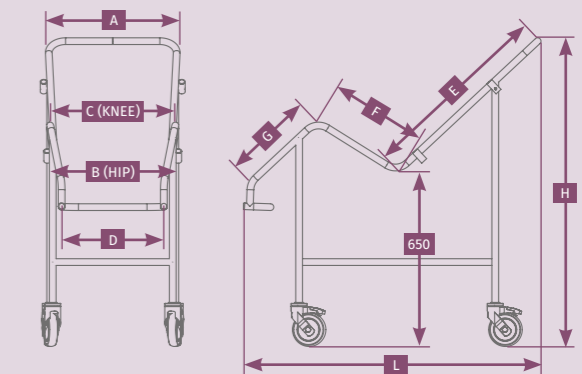
Medium Cradle Weight - 11.5kg

Large Cradle Weight - 12kg

Extra Large Cradle Weight - 12.5kg

Orchid Medicare - Shower Cradle Standard Sizing Matrix
Note: Dimensions A - D are overall widths

Dimension	Small	Medium	Large	Extra Large
A	505	505	580	618
B	455	455	505	543
C	495	495	545	583
D	405	405	405	405
E	612	712	812	812
F	305	355	405	405
G	260	335	335	335
H	1080	1150	1215	1215
L	935	1105	1225	1225



CONSTRUCTION

■ Tubular stainless steel material ensuring robust construction.

■ Our Anti bacterial powder coating which does not degrade effectiveness over time.

■ Castor tested to 100 hours salt spray test.

■ Upholstery is hard wearing easy clean and meets current legislations regarding fire retardant upholstery.

■ SO9001:2008 Accredited Company.

■ The sides of the mesh along the frame are padded to maximize comfort.

■ Do Not Wash either at temperatures above 71 °c
Do not dry clean or use bleach of any kind.